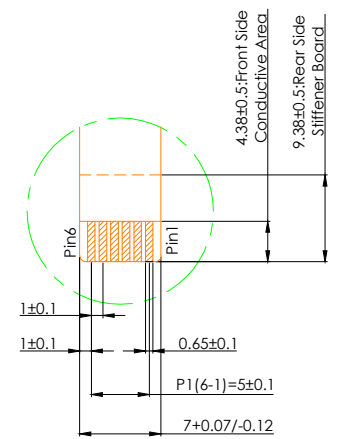
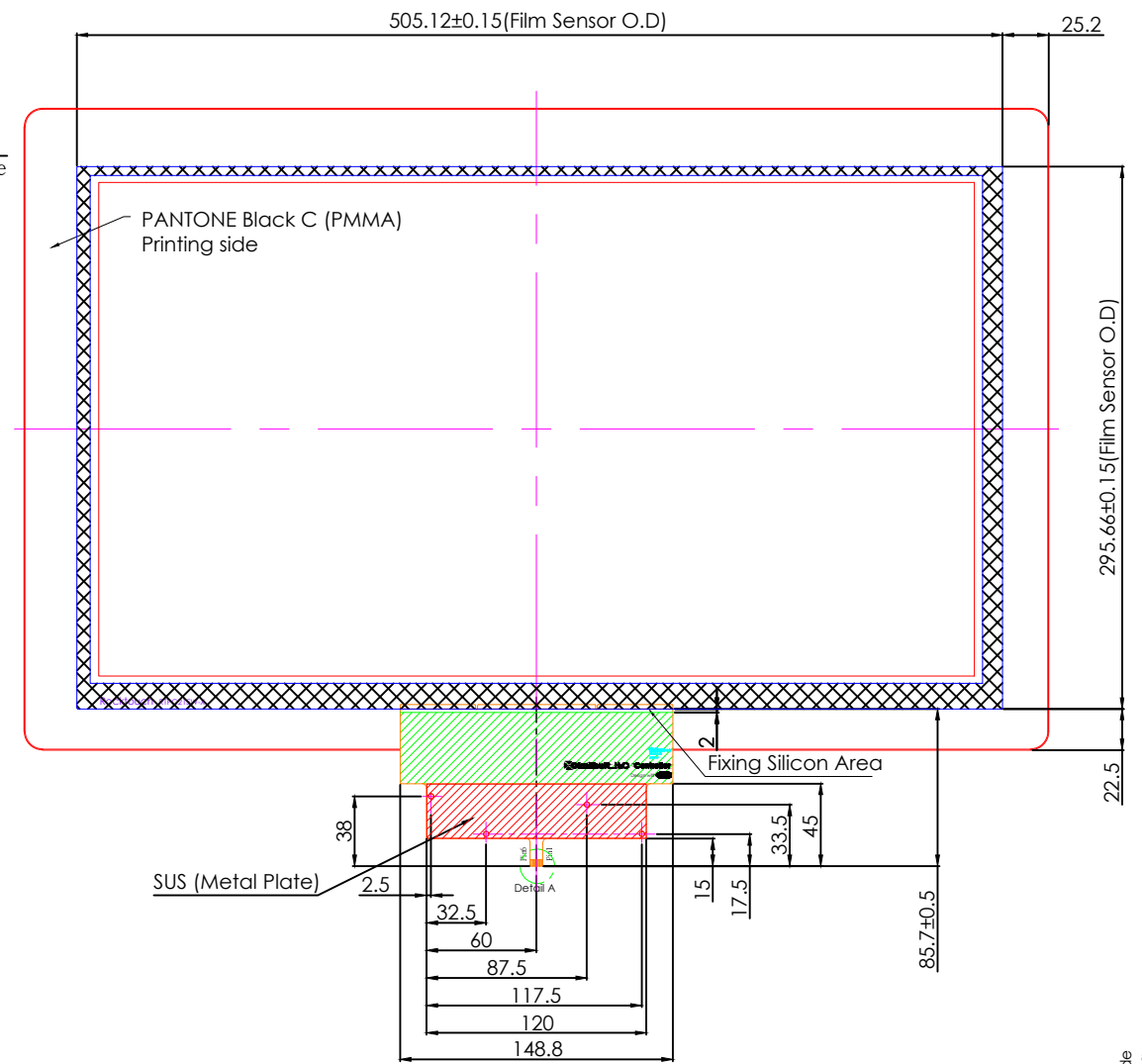
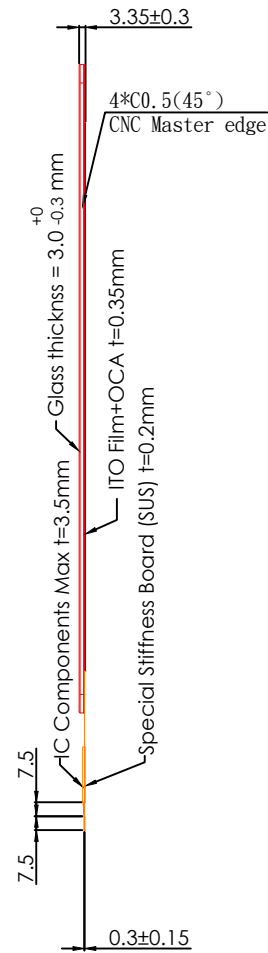
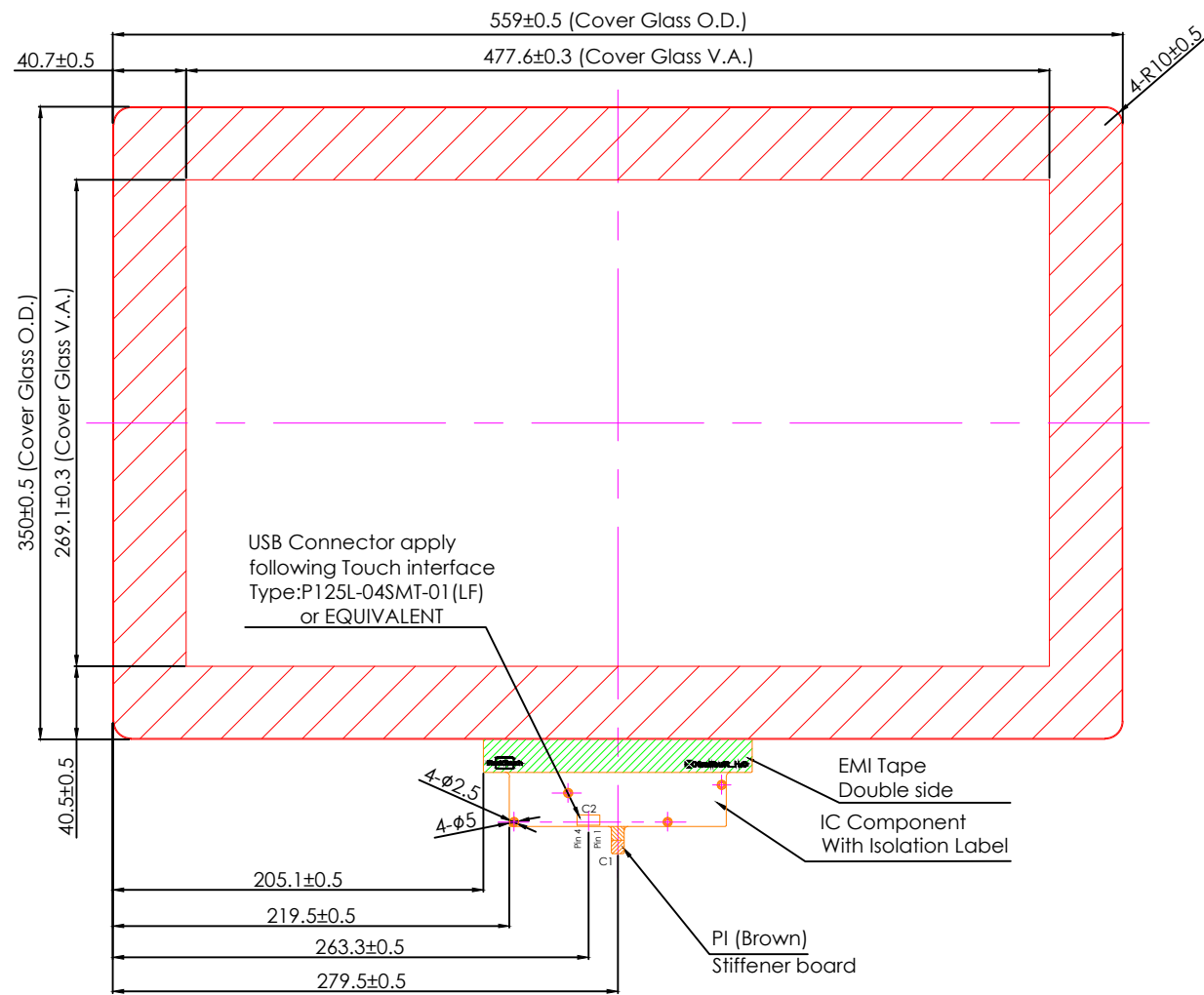


# Front VIEW

# Back VIEW



Printing Info :  
 Background Printing Type :  PMMA  CERAMIC 700°C Background Color :   
 Logo Printing Type :  PMMA Logo Color :

Note:  
 1. To choose the interface just add at the end of the part number the following : - U for USB  
 - I for I2C

2. Tolerance: +-0.3mm
3. Finger input only or special conductive pen
4. Surface Hardness: 7H (Semi-Tempered Glass)
5. Transmittance: >85% (JIS-K7105)
6. Surface Treatment: None
7. Distance between LCD and touch panel need to be minimum 1.0mm otherwise touch maybe will not work correctly
8. If customer put a front cover all around need use at least 2mm thick gasket between touch and metal frame
9. USB max ripple acceptable is 50mV, in other case touch will not work correctly
10. Referring to the integration guide to avoid any integration noise issue

C1:USB (OPTIONAL)	
Pin 01	GND
Pin 02	D-
Pin 03	D+
Pin 04	VDD
Pin 05	NC
Pin 06	RST

C1:I2C (OPTIONAL)	
Pin 01	GND
Pin 02	SDA
Pin 03	SCL
Pin 04	VDD
Pin 05	INT
Pin 06	RST

C2:Pin Define for USB 4 pin	
Pin 01	GND
Pin 02	D-
Pin 03	D+
Pin 04	VDD

Customer Approval		Part Number		RTPC215W-H30BP1			
Date	Rev	Date	Person	Description			
	01	20160620	Kevin	Correct Interface Information			
Name		Date		Design By	Date	Check By	Date
Signature		First Drawing		20160524	Jeff		